

FEATURES & SPECIFICATIONS

INTENDED USE

Ideal where high brightness and good illumination levels are required such as retail, light industrial and warehouses.

ATTRIBUTES

Fixture can be assembled with snap together components and requires no tools. Available in one lamp or two lamp configuration.

CONSTRUCTION

Heavy-duty channel, die-formed from code-gauge steel.

Sturdy channel cover secured by captive quarter-turn latch for easy access to wireway.

Combination endplate/channel connector furnished with each fixture.

FINISH

Five-stage iron phosphate pretreatment ensures superior paint adhesion and rust resistance. Painted parts finished with high-gloss, baked white enamel.

ELECTRICAL SYSTEM

Thermally protected, resetting, Class P, UL Listed and CSA Certified ballast is standard. Sound rating depends on lamp/ballast combination.

AWM, TFN, THHN wire throughout, rated for required temperatures.

INSTALLATION

For unit or row installations, surface or suspended mounting.

LISTING

UL listed to US and Canadian safety standards. Optional: Mexico NOM.

WARRANTY

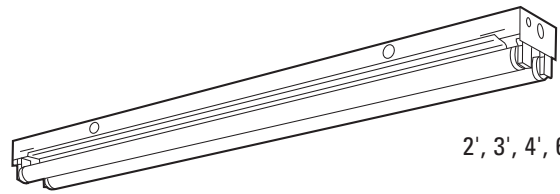
Guaranteed for one year against mechanical defects in manufacture.

Specifications subject to change without notice.

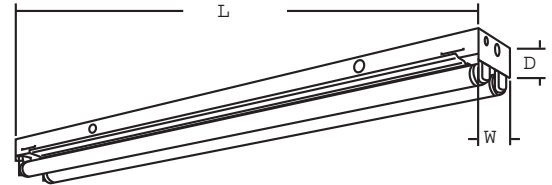
Catalog Number	
Notes	Type

General-Purpose Strip

C



2', 3', 4', 6' or 8' length
1 or 2 lamps



Specifications

Length: 24" (610)

36" (914)

48" (1219)

72" (1829)

96" (2438)

Width: 4-3/8" (111)

Fixture Depth: 2-1/16" (52)

All dimensions are inches (millimeters).

ORDERING INFORMATION

For shortest lead times, configure product using **standard options (shown in bold)**.

Example: C 2 32 MVOLT GEB10IS

C			
Series	Lamp type	Voltage	Options
C General-purpose strip For tandem double-length unit, add prefix T. Example: TC	T8 17 17W T8 (24") 25 25W T8 (36") 32 32W T8 (48") 96T8 59W T8 slimline (96")	MVOLT^{1,2} 120 277 347 Others available.	GEB Electronic ballasts, <20% THD³ GEB10IS Electronic ballasts, <10% THD instant start^{1,2} GEB10RS T8 electronic ballast, ≤ 10% THD, rapid start BILP High-efficiency ballast, .78bf (low), instant start BINP T8 high-performance ballast, .88 bf (normal), instant start BIHP T8 high-performance ballast, 1.20 bf (high), instant start ⁴ 1/4 One four-lamp ballast ⁵ EL Emergency battery pack (nominal 300 lumens) GLR Internal fast-blow fuse (add X for external) ⁶ GMF Internal slow-blow fuse (add X for external) ⁶ PLR_ Plug-in wiring; specify 1, 2 or 3 branch circuits and hot wires (A = Black, B = Red, C = Blue, AB or AC) TILW Tandem in-line wiring CW Cold-weather ballast; 0°F starting temp CSA CSA Certified (only required for 347V) NOM NOM Certified
Number of lamps	T12 Slimline 36 30W slimline (36") 48 38W slimline (48") 72 55W slimline (72") 96 75W slimline (96")		
1 2 Not included.			
Accessories			
Order as separate catalog numbers.			
SQ_ Swivel-stem hanger (specify length in 2" increments).			
1B Ceiling spacer (adjusts from 1-1/2" to 2-1/2" from ceiling).			
CONLGC 12" screw-on channel connector.			
WGCUN Wireguard, 4' white. ⁵			
HC36 Chain hangers (1 pair, 36" long).			
HRC Hooker® T-bar hanger (flush to ceiling).			
HRC1 Hooker® T-bar hanger (1-1/2" from ceiling).			
WGC5MR Wireguard, 4' white for symmetric reflector. ⁵			
WGCASR Wireguard, 4' white for asymmetric reflector. ⁵			
CSMR48 Symmetric reflector, 4' white, 7" aperture. ⁵			
CASR48 Asymmetric reflector, 4' white, 5-3/4" wide. ⁵			

NOTES:

1 MVOLT standard for 120-277V applications, 50-60 mhz operation. Some options require voltage specified.

2 T8 lamps only.

3 Slimline lamps only.

4 Not available in 347V.

5 Not available in slimline.

6 Specify voltage.

7 Order two for 8' fixtures.

C General-Purpose Strip

MOUNTING DATA

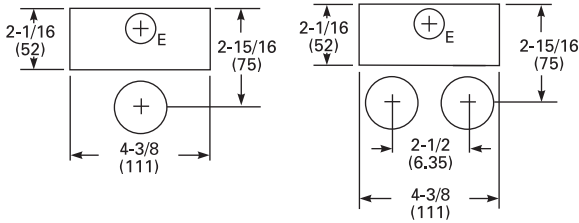
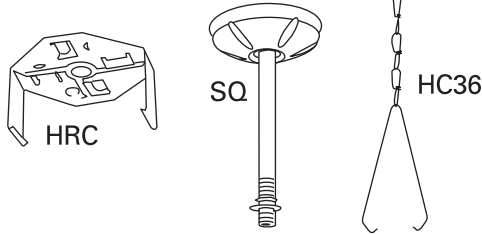
For unit or row installation, surface or suspended mounting.

Unit installation — Minimum of two hangers required.

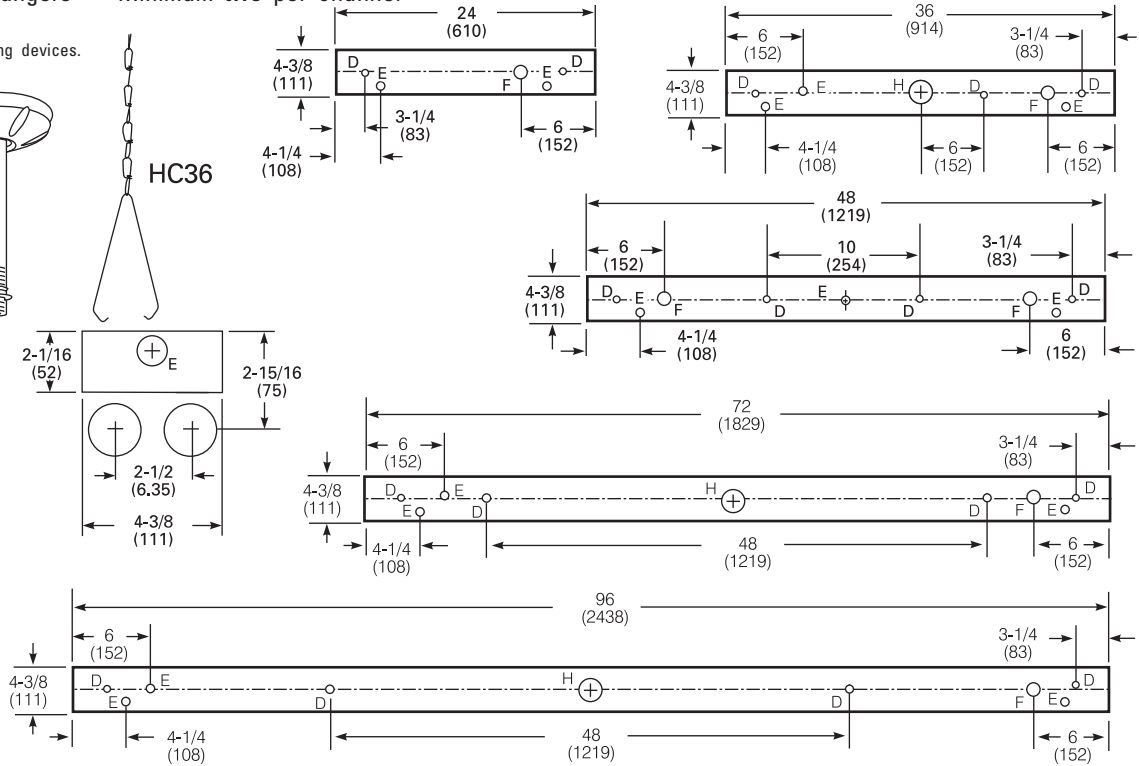
Row installation — Two hangers per channel required. One per fixture plus one per row if CONLGC installed.

Hooker® (HRC) and HC Hangers — Minimum two per channel (unit and row)

See ACCESSORIES below for hanging devices.



D = 11/16 (17) Dia.K.O.
E = 7/8 (22) Dia.K.O.
F = 1-1/4 (32) Dia.K.O.
H = 2 (51) Dia.K.O.



DIMENSIONS

Inches (millimeters). Subject to change without notice.

48", 72" and 96" have only two 7/8" K.O.'s 6" from each end

24" and 36" have only two 7/8" K.O.'s 3-1/4" from each end

PHOTOMETRICS

Calculated using the zonal cavity method in accordance with IESNA LM41 procedure. Floor reflectances are 20%. Lamp configurations shown are typical. All data based on 25°C. Full photometric data on these and other configurations available upon request.

C 2 96
TEST NO: LTL 18310
LUMENS PER LAMP: 6300

C 2 32
TEST NO: LTL 5181
LUMENS PER LAMP: 2900

RCR	Coefficients of Utilization								
	20%			50%			70%		
	50%	30%	10%	50%	30%	10%	50%	30%	10%
0	103	103	103	98	98	98	90	90	90
1	86	82	78	82	78	74	75	72	69
2	74	67	61	70	64	59	64	59	55
3	64	56	49	61	54	48	56	49	44
4	56	47	41	53	46	40	49	42	37
5	49	41	35	47	39	34	43	37	31
6	44	36	30	42	34	29	39	32	27
7	40	32	26	38	30	25	35	28	24
8	36	28	23	35	27	22	32	25	21
9	33	25	20	32	25	20	29	23	19
10	30	23	18	29	22	18	27	21	17

RCR	Coefficients of Utilization								
	20%			50%			70%		
	50%	30%	10%	50%	30%	10%	50%	30%	10%
0	106	106	106	102	102	102	93	93	93
1	89	84	79	85	80	76	78	74	71
2	76	68	62	72	66	60	66	61	56
3	65	57	50	62	55	49	57	51	45
4	57	48	42	55	47	40	50	43	38
5	51	42	35	48	40	34	44	37	32
6	45	36	30	43	35	29	40	33	28
7	41	32	26	39	31	25	36	29	24
8	37	29	23	35	28	22	33	26	21
9	34	26	20	32	25	20	30	23	19
10	31	23	18	30	23	18	28	21	17

Zonal Lumen Summary			
Zone	Lumens	% Lamp	% Fixture
0° - 30°	1785.8	14.2	15.7
0° - 40°	3042.4	24.1	26.8
0° - 60°	5944.0	47.2	52.3
0° - 90°	9027.5	71.6	79.4
90° - 180°	2341.8	18.6	20.6
0° - 180°	11369.4	90.2	100.0

Zonal Lumen Summary			
Zone	Lumens	% Lamp	% Fixture
0° - 30°	842.1	14.5	15.6
0° - 40°	1435.8	24.8	26.7
0° - 60°	2810.1	48.4	52.2
0° - 90°	4362.5	75.2	81.0
90° - 180°	1021.0	17.6	19.0
0° - 180°	5383.6	92.8	100.0

Energy (Calculated in accordance with NEMA standard LE-5)

LER.FL	ANNUAL ENERGY COST*	LAMP DESCRIPTION	LAMP LUMENS	BALLAST FACTOR	WATTS
86.2	\$2.79	(2)T8 F32	2900	.88	55

* Comparative yearly lighting energy cost per 1000 lumens

Energy (Calculated in accordance with NEMA standard LE-5)

ORDERING INFORMATION	LER.FL	ANNUAL ENERGY COST*	LAMP DESCRIPTION	LAMP LUMENS	BALLAST FACTOR	WATTS
C 2 32 MVOLT GEB10IS	77.6	\$3.09	F32T8/735	2800	.88	59
C 2 32 MVOLT BILP	93.6	\$2.56	F32T8/835/HT8	3100	.78	48

* Comparative yearly lighting energy cost per 1000 lumens



An AcuityBrands Company

Sheet #: C

©1996-2010 Acuity Brands Lighting, Inc. All rights reserved. Rev. 1/13/10

Lithonia Lighting
Fluorescent

One Lithonia Way, Conyers, GA 30012
Phone: 770-922-9000, 800-315-4963, Fax: 770-602-1531
www.lithonia.com